


# Atlas Copco

## Oil-free positive displacement screw blowers



### ZS 18-132 / ZS 37<sup>+</sup>-160<sup>+</sup> VSD

25-215 hp / 18-160 kW



*Atlas Copco*

# Proven technology in a leading design

Low pressure compressed air is the backbone of many production processes. The ZS is the latest addition to Atlas Copco's air blowing solutions, manufactured to the highest standards of quality and reliability. Built to ensure complete product safety, ZS blowers guarantee a continuous, highly reliable, energy-efficient and 100% oil-free air supply for years on end.

## Wastewater Treatment

First-rate efficiency for wastewater treatment plants (WWTP)



Many WWTP plants use aerobic biological processes to digest waste by-products. Typically, the major energy consumers in these plants are the aeration blowers. To permit energy optimization and substantially reduce energy bills in these continuously operating plants, Atlas Copco's innovative ZS blowers incorporate the latest technologies in the most efficient design.

## Pneumatic Conveying

Cost efficiency & 100% oil-free air for industrial processing



In many industrial processes, dilute phase pneumatic conveying is used to transport goods. A cost-efficient stream of low pressure oil-free compressed air – 100% certified according to ISO 8573-1 CLASS 0 (2001) – is essential to avoid contamination and keep the production running smoothly. ZS blowers are designed as fully integrated and compact packages to ensure optimum cost efficiency. Combined with low noise and vibration levels this makes the ZS the perfect air solution for dilute phase pneumatic conveying.

## Flue Gas Desulphurization

High reliability for coal-fired power plants



In coal-fired power plants, a continuous flow of low pressure air is used to remove sulphur dioxide from the exhaust flue gases. To guarantee uninterrupted pollution control and make sure these plants are up and running 24/7, the used compressed air solution needs to be highly reliable. Atlas Copco's ZS blowers fulfill this demand by offering a constant air flow at minimal energy costs.

## Industrial Applications

Cutting-edge blower technology for industrial applications



With the ZS+ VSD, Atlas Copco offers a state-of-the-art ready-to-run package with completely integrated VSD converter and proven Elektronikon® controller. Noise levels are significantly reduced, resulting in a more pleasant working environment for operators. The unique ZS+ VSD stands for optimized energy efficiency and easy installation as well as continuous monitoring and control.



## Keeping your production up and running

---

A reliable supply of compressed air is critical to ensure production continuity. Incorporating Atlas Copco's proven screw technology and long standing internal engineering practices, the ZS guarantees exceptional reliability. Designed, manufactured and tested in accordance with ISO 9001 stipulations, the unique ZS stands for uninterrupted production.

## Driving down energy costs

---

Energy costs can amount to 80% of the Life Cycle Costs of a blower. Integrating the proven benefits of screw technology, the ZS range reduces energy costs by an average of 30% when compared to lobe technology. By keeping energy efficiency low and strictly following ISO 14001 standards, Atlas Copco continuously strives to reduce the environmental impact of its compressors and blowers. The integrated Variable Speed Drive (VSD) technology offers extra energy savings by automatically tuning the compressed air flow precisely to the air demand.

## Assuring your peace of mind

---

Through continuous investment in our competent, committed and efficient service organization, Atlas Copco ensures superior customer value by maximizing productivity. With a presence in over 160 countries, we offer professional and timely service through interaction and involvement. Uptime is guaranteed by dedicated technicians and 24/7 availability.

## Protecting your reputation and production

---

In virtually any application, oil contamination of the air supply causes serious productivity issues and increases costs. As the first manufacturer to receive ISO 8573-1 CLASS 0 (2001) certification for its oil-free air blowers, Atlas Copco has set a new standard in air purity. Focusing on the protection of critical applications as well as today's increasing quality demands, Atlas Copco offers TÜV-certified 100% oil-free air.

## Easy installation

---

Delivered ready for use, ZS\* VSD blowers come as all-in-one packages including a PLC based Elektronikon® controller, integrated converter, forklift slots, check valve, air filter, blow-off valve and silencers. The compact design eliminates the need for extras and reduces installation to an absolute minimum, saving you time and money. Built for easy integration in your existing compressed air network, ZS blowers are up and running in no time.

# ZS: keeping your production up and running



## 1 State-of-the-art oil-free screw element

- Incorporating acclaimed screw technology, years of experience and innovation.
- Precision timing gears for proven reliability and increased uptime.
- Industry proven element coating for closer tolerances and increased lifetime.



## 2 Integrated gearbox

- Compared to lobe technology, screw technology does not require belt and pulley replacement.
- Reduced maintenance costs and increased uptime.



3

## TEFC IP55 motor

- TEFC IP55 motor designed for continuous operation in dusty and humid environments.





#### 4 Oil system

- Longer lifetime of bearings and gears due to lower oil temperature which is achieved by optimum oil system design including an oil pump, oil cooler and filter.



#### 5 Air inlet filter

- By filtering particles up to  $3\mu$  at a performance of 99.9%, the lifetime of the blower is increased.

#### 6 Pressure gauge

#### 7 Check valve


#### 8 Pulsation damper

- 
- Included as standard.
  - No hidden costs.

#### 9 Base frame with forklift slots

- Simple, time-saving installation.
- Reduced start-up costs.

# ZS+ VSD: intelligent design that is built to last



## 1 TEFC IP55 inverter duty motor

- Specifically designed VSD motors to operate ideally during flexible air demands.
- Special motor design to protect against bearing currents and optimize motor cooling at lower speeds.



## 2 Electrical cubicle with integrated VSD converter and soft starter

- Proven design integrating all required electrical components for optimum reliability (EMC filter, Variable frequency drive, RFI filter, Elektronikon® controller).
- Integrated VSD with soft starter to increase the turndown compared to stand-alone VSD.
- Reduced installation and start-up costs thanks to complete integration.





### 3 Elektronikon® controller

- To ensure maximum machine safety and easy networking, the Elektronikon® system controls both the compressor and the integrated converter.
- Monitoring of all parameters to ensure maximum reliability for your blower installation.



### 4 Noise enclosure with internal baffling

- Intelligent internal baffling design coupled with 6 sided canopy providing reduced sound levels to 72 dB(A) for an improved working environment.
- Reduced installation costs as there is no need for noise insulated rooms and doors.

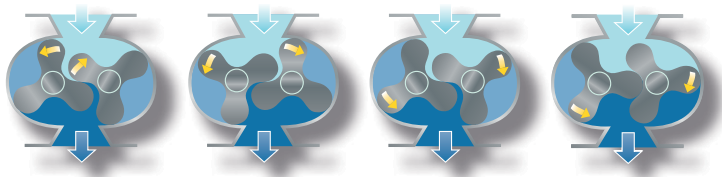
# Minimize energy costs with the ZS screw blower

The ZS screw blower was developed in Atlas Copco's drive for innovation and its commitment to sustainable technology, and is on average **30% more energy efficient** compared to a traditional 'Roots' type lobe blower.

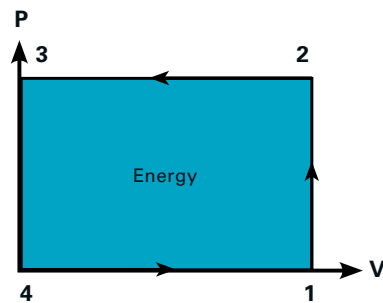
## Energy losses by lobe technology



# LOBE



Pressure/Volume diagram of a lobe blower



● Thermodynamic energy consumption

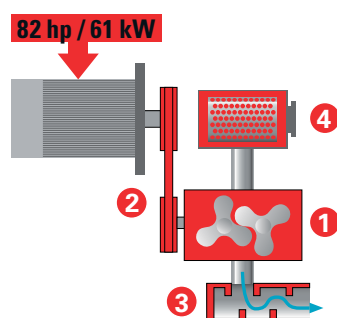
**4 → 1 Suction.** Air enters the compression chamber. The air volume remains constant while the lobe rotors turn.

**1 → 2 External compression.** The air is compressed externally due to back-pressure of the connected pipeline.

**2 → 3 Discharge.** Air is pushed out into the pipeline.

As shown in the Pressure/Volume diagram, the compression work is represented by the blue area and is proportional to the energy consumed.

## Energy losses in packaging



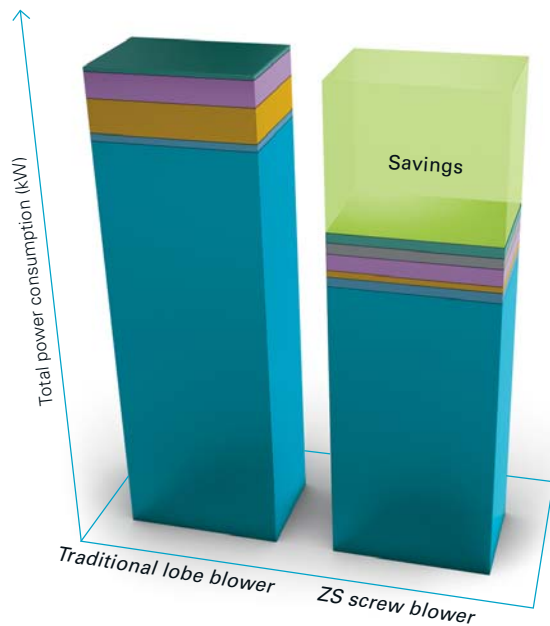
High resistance to the internal air flow leads to high pressure drops and increased energy consumption.

Losses by:

- 1 External compression
- 2 Belt/pulley
- 3 Silencer
- 4 Inlet filter

To deliver a flow of 942 cfm (1600 m<sup>3</sup>/hr) at a pressure of 11.6 psig (0.8 bar(e)), the tri-lobe blower consumes 82 hp (61 kW) on average.

## True package power comparison

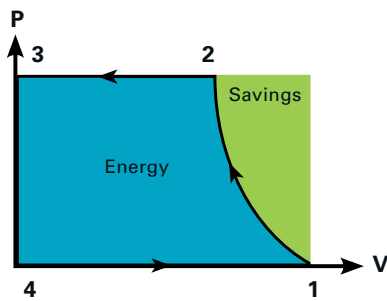


- Savings
- Oil Pump, Cooling Fan, Ventilation Fan
- Motor
- Frequency Convertor
- Transmission (drive gear vs belt)
- Pressure Drops
- Compression

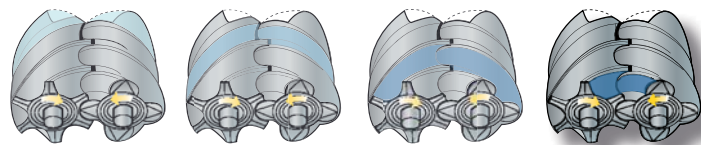


## Energy savings by screw technology

### Pressure/Volume diagram of a screw blower



- Thermodynamic energy consumption
- Energy savings



**4 → 1 Suction.** Air enters the compression chamber.

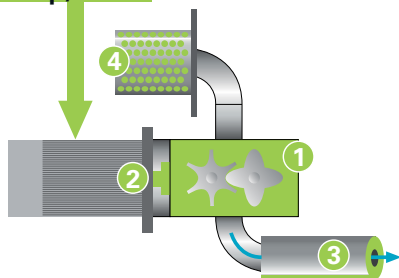
**1 → 2 Internal compression.** As the rotors move towards each other, the air volume decreases.

**2 → 3 Discharge.** Air is pushed out into the pipeline.

As shown in the Pressure/Volume diagram, the compression work is represented by the blue area and is proportional to the energy consumed. The green area represents energy savings of a screw blower compared to a traditional 'Roots' type rotary lobe blower. This is due to the internal compression.

## Energy savings by integration

**58 hp / 43 kW**



In the ZS screw blower, the internal air flow path is optimized to reduce pressure drops and air turbulence.

Maximum savings by:

- 1 Internal compression
- 2 Integrated gearbox
- 3 Smooth silencer
- 4 Inlet filter

To deliver a flow of (942 cfm) 1600 m<sup>3</sup>/hr at a pressure of 11.6 psig (0.8 bar(e)), the screw blower consumes 58 hp (43 kW) on average.

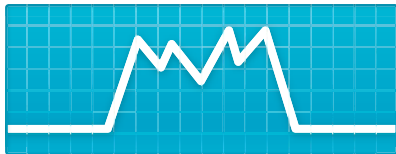
# VSD: driving down energy costs

Energy consumption typically represents over 80% of a compressor's and blower's Life Cycle Cost. Looking continuously to innovate and reduce customer costs, Atlas Copco pioneered the Variable Speed Drive technology (VSD) in 1994. VSD stands for major energy savings, while protecting the environment for future generations. Due to our ongoing investments in R&D, Atlas Copco offers the widest range of integrated VSD compressors and blowers on the market.

## Varying air demand in 92% of all installations

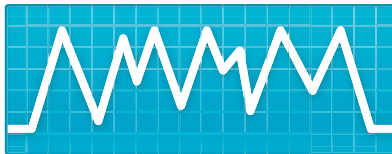
In almost every production environment, air demand fluctuates depending on different factors (time of the day, week or even month). Extensive measurements and studies of compressed air demand profiles show that 92% of all compressor and blower installations have substantial variations in air demand. Only 8% of all installations have a more stable air demand. Tests prove that, even in this case, VSD compressors and blowers save energy.

### Profile 1



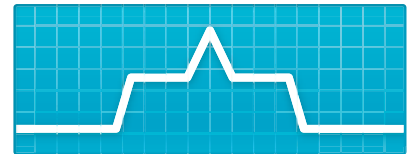
- 64% of all installations
- Factory working 24 hrs/day: low demand at night & high demand during the day

### Profile 2

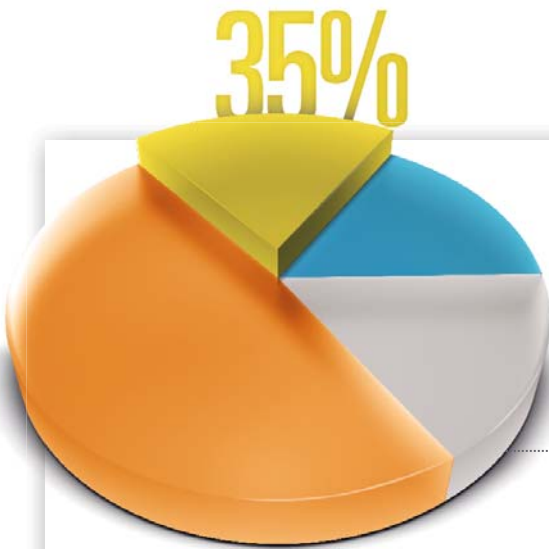


- 28% of all installations
- Factory working 2 shifts/day, no weekend work: erratically varying air demand

### Profile 3



- 8% of all installations
- Factory working 2 shifts/day, no weekend work: typical 'fixed' speed application



## Energy savings of up to 35%

Atlas Copco's VSD technology closely follows the air demand by automatically adjusting the motor speed. This results in large energy savings of up to 35%. The Life Cycle Cost of a compressor and blower can be cut by an average of 22%. In addition, lowered system pressure with VSD minimizes energy use across your production dramatically.

### Total compressor and blower Life Cycle Cost

- Energy
- Investment
- Energy savings with VSD
- Maintenance

## Find out how much you can save

Atlas Copco can help you map the load/air demand profile of your current compressor and blower installation and indicate potential energy savings with VSD compressors and blowers. **For more information, please contact your local Atlas Copco representative.**

# CLASS 0: the industry standard



Oil-free air is used in all kinds of industries where air quality is paramount for the end product and production process. These applications include food and beverage processing, pharmaceutical manufacturing and packaging, chemical and petrochemical processing, semiconductor and electronics manufacturing, the medical sector, automotive paint spraying, textile manufacturing and many more. In these critical environments, contamination by even the smallest quantities of oil can result in costly production downtime and product spoilage.

## First in oil-free air technology

Over the past sixty years Atlas Copco has pioneered the development of oil-free air technology, resulting in a range of air compressors and blowers that provide 100% pure, clean air. Through continuous research and development, Atlas Copco achieved a new milestone, setting the standard for air purity as the first manufacturer to be awarded ISO 8573-1 CLASS 0 certification.

## Eliminating any risk

As the industry leader committed to meeting the needs of the most demanding customers, Atlas Copco requested the renowned TÜV institute to type-test its range of oil-free compressors and blowers. Using the most rigorous testing methodologies available, all possible oil forms were measured across a range of temperatures and pressures. The TÜV found no traces of oil at all in the output air stream. Thus Atlas Copco is not only the first compressor and blower manufacturer to receive CLASS 0 certification, but also exceeds ISO 8573-1 CLASS 0 specifications.

CLASS	Concentration total oil (aerosol, liquid, vapor) mg/m <sup>3</sup>
<b>0</b>	<b>As specified by the equipment user or supplier and more stringent than class 1</b>
1	< 0.01
2	< 0.1
3	< 1
4	< 5

*Current ISO 8573-1 (2001) classes (the five main classes and the associated maximum concentration in total oil content).*

## CLASS 0 means:

- Zero risk of contamination.
- Zero risk of damaged or unsafe products.
- Zero risk of losses from operational downtime.
- Zero risk of damaging your company's hard-won professional reputation.

# Choose the most suitable unit for your application

With the ZS range, Atlas Copco provides an opportunity to choose the best blower for your specific application. Basic, standard and premium variants are available to keep your production running in the most efficient way.

## Scope of supply

### Air circuit

- Coated screw element
- Air intake filter
- Flexible air intake pipe
- Discharge pulsation damper
- Check valve
- Starting/safety valve
- Outlet air flange

### Oil circuit

- Supplied oil-filled
- Completely pre-piped oil circuit
- Oil pump
- Oil cooler
- Oil filter
- Built-in oil breather system

### Connections

- ANSI flanges
- DIN flanges

### Electrical components

- Pre-mounted TEFC IP55 motor

### Framework

- Base frame with forklift slots

### Mechanical approval

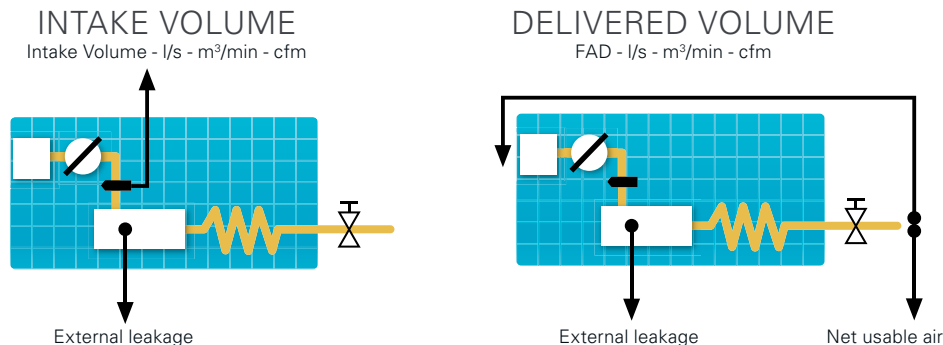
- ASME approval
- CE approval

## Additional features & options

	ZS BASIC	ZS STANDARD	ZS VSD PREMIUM
Pressure gauge	<input type="checkbox"/>	<input type="checkbox"/>	
Sound enclosure 78 dB(A)		<input type="checkbox"/>	
Sound enclosure 72 dB(A)			<input type="checkbox"/>
Integrated Variable Speed Drive (VSD)			<input type="checkbox"/>
Flow control via 4-20 mA (external source)			<input type="checkbox"/>
LAN or Internet control/monitoring			<input type="checkbox"/>
Control system (Elektronikon®)			<input type="checkbox"/>
EMC filter			<input type="checkbox"/>
RFI filter			<input type="checkbox"/>

## True performance

Atlas Copco's ZS blowers are measured according to ISO 1217 Ed. 4, stipulating the FAD measurement at the outlet of the package, net of all losses. Atlas Copco specifications correspond to the capacity and pressure the customer receives, not to the intake volume of the blower. Differences are substantial.



Inlet flow referred to blower element inlet conditions. Seal leakages and inlet losses should not deprive you of the air you paid for.

FAD according to ISO 1217 Ed. 4. A ZS blower truly delivers what is promised.

# Technical specifications

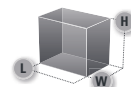
## ZS 37+ -160+ VSD

	Pressure	Motor power	Free Air Delivery				Sound level
	mbar(e)	kW	m <sup>3</sup> /hr		cfm		dB(A)
			min.	max.	min.	max.	
ZS 37+ VSD	800	37	284	947	167	557	71
ZS 45+ VSD	1200	45	259	1145	152	674	71



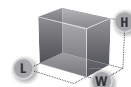
Dimensions (L x W x H): 80 x 38 x 71 in

	Pressure	Motor power	Free Air Delivery				Sound level
	mbar(e)	kW	m <sup>3</sup> /hr		cfm		dB(A)
			min.	max.	min.	max.	
ZS 55+ VSD	800	55	731	2310	430	1360	70
ZS 55+ VSD	1200	55	949	1688	559	994	70
ZS 75+ VSD	1200	75	776	2289	457	1347	70



Dimensions (L x W x H): 90 x 42.5 x 76.5 in

	Pressure	Motor power	Free Air Delivery				Sound level
	mbar(e)	kW	m <sup>3</sup> /hr		cfm		dB(A)
			min.	max.	min.	max.	
ZS 110+ VSD	800	110	1500	4300	883	2530	72
ZS 160+ VSD	1200	160	1600	4578	941	2695	72



Dimensions (L x W x H): 126 x 64 x 79 in



# Technical specifications

## ZS 18-30 - 50 Hz

	<b>Gear designation</b>		<b>A</b>	<b>B</b>	<b>C</b>	<b>D</b>	<b>E</b>	<b>F</b>	<b>G</b>	<b>H</b>	<b>I</b>	<b>J</b>	<b>K</b>
	<b>Sound pressure level at 0.6 bar(e)</b>	<b>dB(A)</b>	<b>74</b>	<b>74</b>	<b>75</b>	<b>75</b>	<b>75</b>	<b>76</b>	<b>76</b>	<b>77</b>	<b>78</b>	<b>78</b>	<b>78</b>
<b>0.3 bar(e)</b>	Free Air Delivery	l/s	89	106	121	145	167	196	226	254	280	319	346
		m <sup>3</sup> /h	320	383	436	523	600	707	813	916	1007	1149	1244
	Outlet temperature	°C	48	49	49	49	49	50	51	51	52	53	54
	Shaft power	kW	3.6	4.2	4.7	5.6	6.4	7.6	8.9	10.0	11.0	12.8	14.1
	Motor size	kW	18.5	18.5	18.5	18.5	18.5	18.5	18.5	18.5	18.5	18.5	18.5
<b>0.4 bar(e)</b>	Free Air Delivery	l/s	87	104	119	144	165	195	224	253	278	318	344
		m <sup>3</sup> /h	313	376	430	517	594	702	808	912	1002	1145	1240
	Outlet temperature	°C	59	59	59	59	59	59	60	61	62	64	65
	Shaft power	kW	4.6	5.3	5.9	7.0	8.0	9.3	10.8	12.2	13.4	15.5	16.9
	Motor size	kW	18.5	18.5	18.5	18.5	18.5	18.5	18.5	18.5	18.5	18.5	18.5
<b>0.5 bar(e)</b>	Free Air Delivery	l/s	85	103	118	142	164	194	223	252	277	317	343
		m <sup>3</sup> /h	306	369	424	511	589	697	804	907	998	1141	1235
	Outlet temperature	°C	69	68	68	67	67	67	68	69	70	72	73
	Shaft power	kW	5.5	6.4	7.1	8.4	9.5	11.1	12.8	14.4	15.8	18.2	19.8
	Motor size	kW	18.5	18.5	18.5	18.5	18.5	18.5	18.5	18.5	18.5	18.5	30
<b>0.6 bar(e)</b>	Free Air Delivery	l/s	83	101	116	140	162	192	222	251	276	316	342
		m <sup>3</sup> /h	299	363	417	505	583	692	799	903	994	1136	1230
	Outlet temperature	°C	78	77	76	75	75	74	74	74	75	76	77
	Shaft power	kW	6.5	7.5	8.4	9.8	11.1	12.9	14.8	16.6	18.2	20.9	22.7
	Motor size	kW	18.5	18.5	18.5	18.5	18.5	18.5	18.5	18.5	18.5	30	30
<b>0.7 bar(e)</b>	Free Air Delivery	l/s	81	99	114	139	161	191	221	250	275	314	340
		m <sup>3</sup> /h	292	356	411	500	578	687	794	899	990	1132	1225
	Outlet temperature	°C	88	86	85	83	82	81	80	80	80	81	82
	Shaft power	kW	7.5	8.6	9.6	11.2	12.6	14.6	16.8	18.8	20.6	23.6	25.6
	Motor size	kW	18.5	18.5	18.5	18.5	18.5	18.5	18.5	30	30	30	30
<b>0.8 bar(e)</b>	Free Air Delivery	l/s	79	97	113	137	159	189	219	248	274	313	339
		m <sup>3</sup> /h	285	349	405	494	572	682	789	894	986	1128	1221
	Outlet temperature	°C	98	96	95	93	91	90	89	89	89	90	92
	Shaft power	kW	8.4	9.7	10.8	12.6	14.2	16.4	18.7	21.0	23.0	26.3	28.5
	Motor size	kW	18.5	18.5	18.5	18.5	18.5	18.5	30	30	30	30	30
<b>0.9 bar(e)</b>	Free Air Delivery	l/s	77	95	111	136	158	188	218	247	273	312	338
		m <sup>3</sup> /h	278	343	398	488	567	677	784	890	981	1124	1216
	Outlet temperature	°C	107	105	103	101	99	97	96	95	96	97	99
	Shaft power	kW	9.4	10.8	12.0	14.0	15.7	18.1	20.7	23.3	25.4	29.0	31.4
	Motor size	kW	18.5	18.5	18.5	18.5	18.5	18.5	30	30	30	30	30
<b>1 bar(e)</b>	Free Air Delivery	l/s	75	93	109	134	156	187	216	246	271	311	
		m <sup>3</sup> /h	271	336	392	482	561	672	779	886	977	1119	
	Outlet temperature	°C	117	114	112	109	107	105	103	102	102	104	
	Shaft power	kW	10.3	11.9	13.2	15.4	17.3	19.9	22.7	25.5	27.8	31.7	
	Motor size	kW	18.5	18.5	18.5	18.5	18.5	30	30	30	30	30	

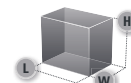


Dimensions (L x W x H): 63.5 x 42 x 48.5 in

# Technical specifications

## ZS 18-30 - 60 Hz

Gear designation			A	B	C	D	E	F	G	H	I
Sound pressure level at 8.7 psig		dB(A)	74	74	75	75	75	76	76	77	78
4.35 psig	Free Air Delivery	cfm	239	282	322	383	434	509	582	656	721
		m <sup>3</sup> /h	406	479	547	651	737	865	989	1115	1225
	Outlet temperature	°F	120	120	120	121	122	124	125	127	129
	Shaft power	hp	5.9	7.0	7.9	9.4	10.7	12.6	14.4	16.5	18.5
	Motor size	hp	25	25	25	25	25	25	25	25	25
5.80 psig	Free Air Delivery	cfm	236	279	318	380	431	507	580	654	718
		m <sup>3</sup> /h	401	474	540	646	732	861	985	1111	1220
	Outlet temperature	°F	137	137	138	138	139	141	143	146	149
	Shaft power	hp	7.5	8.7	9.8	11.6	13.1	15.4	17.6	20.1	22.3
	Motor size	hp	25	25	25	25	25	25	25	25	25
7.25 psig	Free Air Delivery	cfm	232	275	315	377	428	504	577	652	716
		m <sup>3</sup> /h	394	467	535	641	727	856	980	1108	1216
	Outlet temperature	°F	154	154	153	153	153	155	157	160	163
	Shaft power	hp	9.0	10.4	11.7	13.8	15.6	18.3	20.8	23.6	26.1
	Motor size	hp	25	25	25	25	25	25	25	25	40
8.70 psig	Free Air Delivery	cfm	228	272	312	374	425	502	575	649	713
		m <sup>3</sup> /h	387	462	530	635	722	853	977	1103	1211
	Outlet temperature	°F	170	169	167	166	165	165	166	168	171
	Shaft power	hp	10.5	12.2	13.7	16.0	18.0	21.1	24.0	27.2	30.0
	Motor size	hp	25	25	25	25	25	25	25	40	40
10.15 psig	Free Air Delivery	cfm	224	268	308	370	422	499	572	647	710
		m <sup>3</sup> /h	381	455	523	629	717	848	972	1099	1206
	Outlet temperature	°F	186	183	181	179	177	175	175	176	178
	Shaft power	hp	12.1	13.9	15.6	18.2	20.5	23.9	27.2	30.7	33.8
	Motor size	hp	25	25	25	25	25	25	40	40	40
11.60 psig	Free Air Delivery	cfm	220	264	305	367	419	496	570	644	707
		m <sup>3</sup> /h	374	449	518	624	712	843	968	1094	1201
	Outlet temperature	°F	204	200	198	195	193	191	192	193	196
	Shaft power	hp	13.6	15.7	17.5	20.4	22.9	26.7	30.4	34.2	37.6
	Motor size	hp	25	25	25	25	25	40	40	40	40
13.05 psig	Free Air Delivery	cfm	216	261	302	364	416	494	567	642	705
		m <sup>3</sup> /h	367	443	513	618	707	839	963	1091	1198
	Outlet temperature	°F	220	216	213	208	206	204	204	206	209
	Shaft power	hp	15.2	17.4	19.4	22.6	25.3	29.5	33.6	37.8	41.4
	Motor size	hp	25	25	25	25	40	40	40	40	40
14.50 psig	Free Air Delivery	cfm	213	257	298	361	413	491	565	640	
		m <sup>3</sup> /h	362	437	506	613	702	834	956	1087	
	Outlet temperature	°F	236	231	227	222	219	217	216	218	
	Shaft power	hp	16.7	19.2	21.4	24.8	27.8	32.3	36.8	41.3	
	Motor size	hp	25	25	25	40	40	40	40	40	

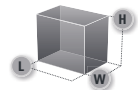


Dimensions (L x W x H): 63.5 x 42 x 48.5 in

# Technical specifications

## ZS 37-75 - 50 Hz

	<b>Gear designation</b>		<b>A</b>	<b>B</b>	<b>C</b>	<b>D</b>	<b>E</b>	<b>F</b>	<b>G</b>	<b>H</b>	<b>I</b>	<b>J</b>	<b>K</b>
	<b>Sound pressure level at 0.6 bar(e)</b>	<b>dB(A)</b>	<b>74</b>	<b>74</b>	<b>75</b>	<b>75</b>	<b>75</b>	<b>76</b>	<b>76</b>	<b>77</b>	<b>78</b>	<b>78</b>	<b>78</b>
<b>0.3 bar(e)</b>	Free Air Delivery	l/s	213	261	310	349	397	433	483	515	561	597	640
		m <sup>3</sup> /h	768	939	1116	1258	1429	1560	1737	1855	2018	2150	2303
	Outlet temperature	°C	54	53	53	53	53	53	53	53	54	54	55
	Shaft power	kW	8.7	10.3	12.1	13.8	16.0	17.7	20.0	21.6	23.9	26.0	28.8
	Motor size	kW	37	37	37	37	37	37	37	37	37	37	37
<b>0.4 bar(e)</b>	Free Air Delivery	l/s	209	257	307	347	394	431	480	513	558	595	638
		m <sup>3</sup> /h	751	925	1106	1249	1420	1551	1728	1846	2010	2143	2296
	Outlet temperature	°C	61	61	60	60	60	60	61	61	62	63	64
	Shaft power	kW	10.8	12.8	14.9	17.0	19.5	21.4	24.1	26.0	28.6	31.0	34.1
	Motor size	kW	37	37	37	37	37	37	37	37	37	37	55
<b>0.5 bar(e)</b>	Free Air Delivery	l/s	204	253	304	344	392	428	478	511	556	593	636
		m <sup>3</sup> /h	733	911	1096	1239	1410	1542	1720	1838	2002	2135	2289
	Outlet temperature	°C	68	68	67	67	67	68	68	69	70	71	72
	Shaft power	kW	13.0	15.3	17.8	20.1	23.0	25.2	28.2	30.3	33.3	36.0	39.4
	Motor size	kW	37	37	37	37	37	37	37	37	37	55	55
<b>0.6 bar(e)</b>	Free Air Delivery	l/s	199	249	301	341	389	426	475	508	554	591	634
		m <sup>3</sup> /h	716	897	1085	1229	1401	1533	1711	1830	1994	2128	2283
	Outlet temperature	°C	75	74	74	74	74	74	74	75	76	77	79
	Shaft power	kW	15.2	17.8	20.7	23.3	26.5	29.0	32.3	34.7	37.9	41.0	44.7
	Motor size	kW	37	37	37	37	37	37	37	37	55	55	55
<b>0.7 bar(e)</b>	Free Air Delivery	l/s	194	245	297	339	387	423	473	506	552	589	632
		m <sup>3</sup> /h	698	883	1075	1220	1392	1524	1703	1821	1986	2121	2276
	Outlet temperature	°C	82	81	80	80	80	80	80	81	82	83	84
	Shaft power	kW	17.4	20.3	23.6	26.5	30.0	32.7	36.5	39.0	42.6	45.9	50.0
	Motor size	kW	37	37	37	37	37	37	55	55	55	55	55
<b>0.8 bar(e)</b>	Free Air Delivery	l/s	189	241	296	336	384	421	471	504	549	587	630
		m <sup>3</sup> /h	681	869	1065	1210	1383	1516	1694	1813	1978	2114	2269
	Outlet temperature	°C	90	88	87	86	86	85	86	86	87	88	90
	Shaft power	kW	19.6	22.8	26.4	29.6	33.5	36.5	40.6	43.4	47.3	50.9	55.3
	Motor size	kW	37	37	37	37	37	55	55	55	55	55	55
<b>0.9 bar(e)</b>	Free Air Delivery	l/s	184	238	293	333	382	419	468	501	547	585	628
		m <sup>3</sup> /h	663	855	1054	1200	1374	1507	1686	1805	1969	2106	2262
	Outlet temperature	°C	96	94	92	91	91	91	91	91	92	93	94
	Shaft power	kW	21.7	25.4	29.3	32.8	36.9	40.3	44.7	47.7	52.0	55.9	60.6
	Motor size	kW	37	37	37	37	55	55	55	55	55	75	75
<b>1 bar(e)</b>	Free Air Delivery	l/s	179	233	290	331	379	416	466	499	545	583	626
		m <sup>3</sup> /h	646	841	1044	1190	1365	1498	1677	1796	1961	2099	2255
	Outlet temperature	°C	102	100	98	97	96	96	95	96	96	97	98
	Shaft power	kW	23.9	27.9	32.2	35.9	40.4	44.0	48.9	52.1	56.6	60.9	65.8
	Motor size	kW	37	37	37	37	55	55	55	55	75	75	75

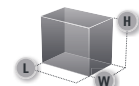


Dimensions (L x W x H): 75 x 49 x 61.5 in

# Technical specifications

## ZS 37-75 - 60 Hz

Gear designation			A	B	C	D	E	F	G	H
Sound pressure level at 8.7 psig		dB(A)	74	74	75	75	75	76	76	77
4.35 psig	Free Air Delivery	cfm	574	691	811	910	1029	1119	1239	1321
		m <sup>3</sup> /h	976	1173	1378	1547	1747	1900	2104	2244
	Outlet temperature	°F	120	120	121	121	122	124	125	127
	Shaft power	hp	14.2	17.1	20.6	23.4	27.0	29.9	33.9	37.2
	Motor size	hp	50	50	50	50	50	50	50	50
5.80 psig	Free Air Delivery	cfm	566	685	806	905	1024	1114	1234	1317
		m <sup>3</sup> /h	962	1163	1369	1538	1739	1892	2097	2237
	Outlet temperature	°F	137	137	138	138	139	141	143	146
	Shaft power	hp	17.7	21.1	25.1	28.5	32.5	35.8	40.4	44.1
	Motor size	hp	50	50	50	50	50	50	50	50
7.25 psig	Free Air Delivery	cfm	559	679	800	900	1019	1109	1230	1312
		m <sup>3</sup> /h	949	1153	1360	1529	1730	1884	2089	2230
	Outlet temperature	°F	154	154	153	153	153	155	157	160
	Shaft power	hp	21.2	25.1	29.7	33.5	38.1	41.8	47.0	51.0
	Motor size	hp	50	50	50	50	50	50	50	75
8.70 psig	Free Air Delivery	cfm	551	673	795	895	1014	1104	1225	1308
		m <sup>3</sup> /h	936	1143	1350	1520	1722	1875	2082	2223
	Outlet temperature	°F	170	169	167	166	165	165	166	168
	Shaft power	hp	24.6	29.1	34.2	38.5	43.7	47.7	53.5	58.0
	Motor size	hp	50	50	50	50	50	50	75	75
10.15 psig	Free Air Delivery	cfm	543	667	789	889	1009	1099	1221	1304
		m <sup>3</sup> /h	922	1133	1341	1511	1713	1867	2074	2216
	Outlet temperature	°F	186	183	181	179	177	175	175	176
	Shaft power	hp	28.1	33.2	38.7	43.5	49.2	53.7	60.1	64.9
	Motor size	hp	50	50	50	50	50	75	75	75
11.60 psig	Free Air Delivery	cfm	535	661	784	884	1004	1094	1216	1300
		m <sup>3</sup> /h	909	1123	1332	1502	1705	1859	2066	2209
	Outlet temperature	°F	204	200	198	195	193	191	192	193
	Shaft power	hp	31.6	37.2	43.3	48.5	54.8	59.5	66.6	71.9
	Motor size	hp	50	50	50	50	75	75	75	75
13.05 psig	Free Air Delivery	cfm	527	655	778	879	999	1089	1212	1296
		m <sup>3</sup> /h	896	1113	1323	1493	1697	1850	2059	2202
	Outlet temperature	°F	220	216	213	208	206	204	204	206
	Shaft power	hp	35.0	41.2	47.8	53.5	60.4	65.6	73.2	78.8
	Motor size	hp	50	50	50	75	75	75	75	100
14.50 psig	Free Air Delivery	cfm	519	649	773	874	994	1084	1207	1292
		m <sup>3</sup> /h	882	1103	1313	1485	1688	1842	2051	2195
	Outlet temperature	°F	236	231	227	222	219	217	216	218
	Shaft power	hp	38.5	45.2	52.4	58.6	65.9	71.5	79.7	85.8
	Motor size	hp	50	50	75	75	75	75	100	100



Dimensions (L x W x H): 75 x 49 x 61.5 in

# Technical specifications

## ZS 90-132 - 50 Hz

	Gear designation	Sound pressure level at 0.6 bar(e)	dB(A)	A	B	C	D	E	F	G	H	I	J	K
				74	74	75	75	75	76	76	77	78	78	78
0.3 bar(e)	Free Air Delivery	l/s	748	800	863	915	976	1022	1082	1132	1171	1243	1292	
		m³/h	2693	2881	3106	3293	3514	3678	3895	4074	4214	4475	4651	
	Outlet temperature	°C	53	53	53	53	53	53	54	54	54	55	55	
	Shaft power	kW	30.1	32.5	35.4	37.8	40.8	43.2	46.3	48.9	51.1	55.1	58.7	
	Motor size	kW	90	90	90	90	90	90	90	90	90	90	90	
0.4 bar(e)	Free Air Delivery	l/s	741	794	856	908	970	1016	1076	1126	1166	1239	1287	
		m³/h	2669	2858	3083	3270	3492	3656	3875	4055	4197	4462	4633	
	Outlet temperature	°C	60	60	60	61	61	62	62	62	62	63	64	
	Shaft power	kW	36.8	39.6	43.0	45.8	49.2	51.9	55.4	58.4	60.9	65.7	69.4	
	Motor size	kW	90	90	90	90	90	90	90	90	90	90	90	
0.5 bar(e)	Free Air Delivery	l/s	735	788	850	903	964	1010	1071	1121	1161	1236	1282	
		m³/h	2646	2836	3061	3249	3472	3636	3856	4037	4181	4449	4616	
	Outlet temperature	°C	67	67	68	68	68	69	69	70	70	71	72	
	Shaft power	kW	43.5	46.7	50.6	53.8	57.6	60.6	64.5	67.9	70.8	76.2	80.2	
	Motor size	kW	90	90	90	90	90	90	90	90	90	90	90	
0.6 bar(e)	Free Air Delivery	l/s	729	782	845	897	959	1005	1066	1117	1157	1232	1278	
		m³/h	2625	2815	3041	3229	3452	3617	3837	4020	4165	4436	4599	
	Outlet temperature	°C	74	74	74	74	75	75	76	76	77	78	79	
	Shaft power	kW	50.2	53.8	58.1	61.7	66.1	69.3	73.7	77.5	80.7	86.8	91.0	
	Motor size	kW	90	90	90	90	90	90	90	90	90	90	110	
0.7 bar(e)	Free Air Delivery	l/s	724	777	839	892	954	1000	1061	1112	1153	1229	1273	
		m³/h	2605	2796	3022	3210	3434	3599	3820	4003	4149	4423	4583	
	Outlet temperature	°C	80	80	80	80	80	81	81	82	82	84	85	
	Shaft power	kW	57.0	60.9	65.7	69.7	74.5	78.0	82.8	87.0	90.6	97.3	101.7	
	Motor size	kW	90	90	90	90	90	90	90	90	110	110	110	
0.8 bar(e)	Free Air Delivery	l/s	718	771	834	887	949	995	1056	1108	1148	1225	1269	
		m³/h	2586	2777	3004	3193	3417	3582	3803	3987	4134	4410	4569	
	Outlet temperature	°C	86	86	85	86	86	86	87	87	88	89	90	
	Shaft power	kW	63.7	68.0	73.3	77.6	82.9	86.8	91.9	96.5	100.4	107.8	112.5	
	Motor size	kW	90	90	90	90	90	90	110	110	110	110	132	
0.9 bar(e)	Free Air Delivery	l/s	714	767	830	883	945	991	1052	1103	1144	1221	1265	
		m³/h	2569	2761	2988	3177	3401	3567	3788	3972	4119	4396	4555	
	Outlet temperature	°C	91	91	91	91	91	91	91	92	92	94	94	
	Shaft power	kW	70.4	75.1	80.8	85.6	91.3	95.5	101.1	106.0	110.3	118.4	123.4	
	Motor size	kW	90	90	90	90	110	110	110	110	132	132	132	
1 bar(e)	Free Air Delivery	l/s	709	763	826	879	941	987	1048	1099	1140	1217	1261	
		m³/h	2552	2745	2973	3163	3387	3552	3773	3957	4105	4382	4541	
	Outlet temperature	°C	97	96	96	95	95	96	96	96	97	98	99	
	Shaft power	kW	77.1	82.2	88.4	93.6	99.7	104.2	110.2	115.5	120.2	128.9	134.4	
	Motor size	kW	90	90	90	110	110	110	132	132	132	132	132	

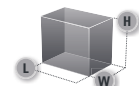


Dimensions (L x W x H): 94 x 65 x 73 in

# Technical specifications

## ZS 90-132 - 60 Hz

	Gear designation	dB(A)	A	B	C	D	E	F
			74	75	76	77	78	78
4.35 psig	Sound pressure level at 8.7 psig							
	Free Air Delivery	cfm	1943	2073	2227	2355	2503	2614
		m <sup>3</sup> /h	3301	3522	3783	4001	4252	4440
	Outlet temperature	°F	128	128	128	129	129	130
	Shaft power	hp	50.9	54.9	59.9	64.1	69.3	73.2
	Motor size	hp	125	125	125	125	125	125
5.80 psig	Free Air Delivery	cfm	1929	2060	2214	2343	2493	2606
		m <sup>3</sup> /h	3278	3500	3762	3981	4236	4427
	Outlet temperature	°F	141	142	142	143	144	145
	Shaft power	hp	61.6	66.2	71.9	76.6	82.7	87.2
	Motor size	hp	125	125	125	125	125	125
7.25 psig	Free Air Delivery	cfm	1917	2048	2203	2332	2484	2598
		m <sup>3</sup> /h	3257	3479	3742	3962	4220	4414
	Outlet temperature	°F	154	155	156	157	159	160
	Shaft power	hp	72.3	77.5	83.8	89.1	96.0	101.2
	Motor size	hp	125	125	125	125	125	125
8.70 psig	Free Air Delivery	cfm	1905	2036	2192	2321	2475	2590
		m <sup>3</sup> /h	3237	3459	3723	3944	4204	4400
	Outlet temperature	°F	165	166	167	169	171	172
	Shaft power	hp	83.0	88.8	95.8	101.6	109.4	115.3
	Motor size	hp	125	125	125	125	125	125
10.15 psig	Free Air Delivery	cfm	1894	2025	2181	2311	2466	2582
		m <sup>3</sup> /h	3218	3441	3706	3926	4189	4387
	Outlet temperature	°F	176	176	178	179	181	182
	Shaft power	hp	93.7	100.1	107.7	114.1	122.8	129.3
	Motor size	hp	125	125	125	125	150	150
11.60 psig	Free Air Delivery	cfm	1884	2015	2171	2301	2457	2574
		m <sup>3</sup> /h	3201	3424	3689	3910	4174	4373
	Outlet temperature	°F	186	186	187	189	190	192
	Shaft power	hp	104.4	111.4	119.7	126.7	136.1	143.3
	Motor size	hp	125	125	125	150	150	150
13.05 psig	Free Air Delivery	cfm	1874	2006	2162	2292	2448	2566
		m <sup>3</sup> /h	3185	3409	3673	3894	4160	4359
	Outlet temperature	°F	195	195	196	197	199	200
	Shaft power	hp	115.1	122.7	131.7	139.2	149.5	157.3
	Motor size	hp	125	150	150	150	200	200
14.50 psig	Free Air Delivery	cfm	1866	1998	2154	2283	2440	2558
		m <sup>3</sup> /h	3170	3394	3659	3880	4146	4345
	Outlet temperature	°F	204	204	204	205	206	208
	Shaft power	hp	125.8	133.9	143.6	151.7	162.9	171.3
	Motor size	hp	150	150	150	200	200	200



Dimensions (L x W x H): 94 x 65 x 73 in



### Driven by innovation

With more than 135 years of innovation and experience, Atlas Copco will deliver the products and services to help maximize your company's efficiency and productivity. As an industry leader, we are dedicated to offering high air quality at the lowest possible cost of ownership. Through continuous innovation, we strive to safeguard your bottom line and bring you peace of mind.



### Building on interaction

As part of our long-term relationship with our customers, we have accumulated extensive knowledge of a wide diversity of processes, needs and objectives. This gives us the flexibility to adapt and efficiently produce customized compressed air solutions that meet and exceed your expectations.



### A committed business partner

Our commitment to you does not simply end when your Atlas Copco products have been delivered and installed. We have an extensive range of aftermarket services to offer you continued support, whenever you need it. With a presence in over 160 countries, we can deliver high-quality customer service anytime, anywhere. Our highly skilled technicians are available 24/7 to answer any queries you may have. And all of this is backed by an efficient logistics organization, ensuring fast delivery of genuine spare parts when you need them. With Atlas Copco you can rest assured that your superior productivity will always be our first concern!

[www.atlascopco.us](http://www.atlascopco.us)

866-344-4887

