


The Atlas Copco logo is centered within a white rectangular box, which is itself set against a teal background. The logo consists of the brand name in a classic serif font, flanked by two horizontal white bars above and below the text.

Atlas Copco

A technical line drawing of a compressor is overlaid on a teal triangular graphic in the bottom-left corner of the image. The drawing shows a circular cross-section of the compressor with various internal components and dimensions labeled, such as 13801 (24-5), 16307 (24-2), and C-C(1,3).

# Oil-free tooth compressor

ZT15-22 & ZT22VSD (FF) ZR/ZT30-45 & ZR/ZT37-55VSD  
(FF)



# Table of Contents

**1**

Cover

**3**

Introduction

**5**

Air Quality

**7**

Efficiency

**10**

Reliability

**12**

smart AIR solutions

**15**

Engineered solutions

**17**

Service

**19**

Flowchart

**22**

Options

**24**

Technical Specifications

**28**

Back cover

# Setting the standard in efficiency, safety & reliability

---

The shortest route to superior productivity is to minimize operational cost while maintaining an uninterrupted supply of the right quality of air. The Atlas Copco Z compressor series is focused on effectively saving energy, ensuring product safety – only oil-free machines exclude contamination risks for 100% – and guaranteeing the utmost reliability around the clock. And not just today, but day after day, year after year, with minimal maintenance cost, few service interventions and long overhaul intervals.





### High-quality air

100% oil-free air to safeguard your production



### Efficiency

State-of-the-art technologies to save time and costs



### Complete solution

Plug & Play package for simplified installation and ownership



### Reliability & expertise

Optimized components and easy maintenance



### Superb operator experience

Compact design



### Certified

First in ISO 8573-1 (2010) CLASS 0



# Superior air quality with zero contamination risk

---

Atlas Copco has pioneered oil-free air technology for over 60 years. Through continuous research and development, we have become the benchmark for air purity and were the first manufacturer to be awarded ISO 8573-1 Class 0 certification. Today, we offer the largest range of oil-free air compressors and blowers in the industry.




## Why quality air?

Contamination of a production process can be extremely costly, both in down time and scrap costs of products. Mitigating risks of contamination therefore directly impacts total cost of ownership. For all products and processes that need high-quality compressed air, there is an international standard called ISO8573:2010. The 3 most common contaminants that ISO8573:2010 defines are solid particles, moisture or pressure dew point, and oil.



Class 0: The Industry Standard <sup>1</sup>



ISO 22000 <sup>2</sup>



ID/IMD <sup>3</sup>

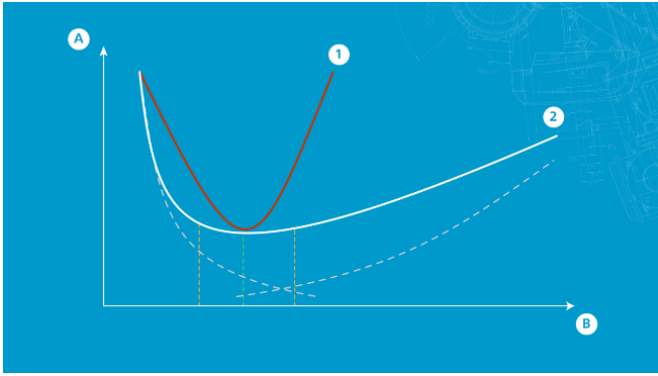


# Efficiency

---

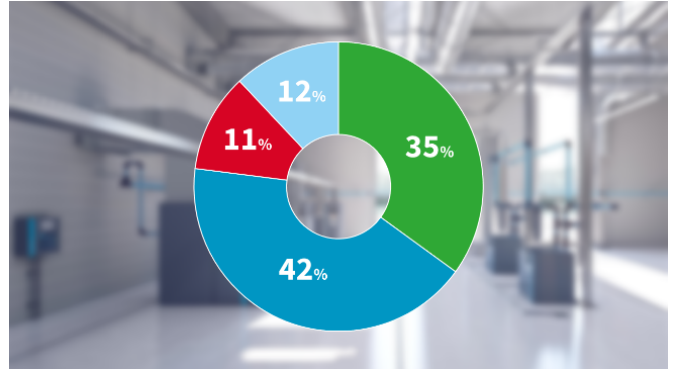
Typically, the investment and installation of a compressor represents about 15% of the total life cycle cost of a compressor, calculated over 10 years. Maintenance represents another 15%, while the energy consumption represents 70%. It is easy to understand that energy efficiency is important. Every percent that can be gained in efficiency will have a direct impact on the life cycle cost of your compressor. While being utterly reliable, our ZT 15-55 (VSD) and ZR 30-55 (VSD) are also competitive in terms of efficiency. These are the highest contributors to the efficiency of this machine range:





**Variable Speed Drive** A Variable Speed Drive (VSD) compressor automatically adjusts its motor speed to the air demand. Applications have a varying air demand. That is why Atlas Copco pioneered the Variable Speed Drive (VSD) technology for compressors to make sure that your system gets the right amount of air.

**Save Energy with a VSD** Adding one or more VSD machines to your compressed air installation will greatly improve the energy efficiency of the complete system, with energy savings easily up to 35%.



Installation with external dryers

**Integrated ID & IMD Dryers** Integrating our ID or IMD dryers ensures optimum efficiency for the combination of compressor and dryer. IMD heat of compression rotary drum dryers will even give you a dew point suppression of 40°C without loss of compressed purge air nor extra energy input for a blower or heater.

This dryer is regenerated with the heat of compression. If you need dry air, this is definitely the most efficient dryer solution, infinitely better than any alternative.



Full feature installation



### Advanced Control Algorithms

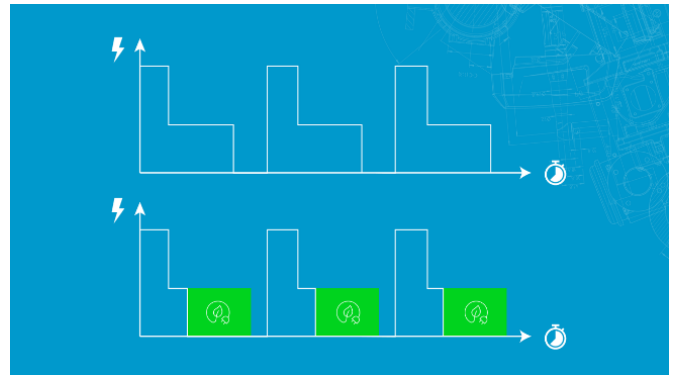
The Elektronikon compressor monitoring system saves energy by using advanced control algorithms:

**Delayed Second Stop (DSS):** in traditional fixed speed machines (load/unload), when a compressor reaches the unload pressure, the machine will be kept running in unload for a fixed time, to prevent too frequent starting and causing the electrical motor to overheat.

Our sophisticated Delayed Second Stop (DSS) will take the running conditions of the machine into account and will allow the machine to stop if no frequent motor starts preceded. This will generate major savings compared to traditional load/unload compressors.

**Timer Functions:** stop your machines when no air is needed. Often, machines are kept running over night and during weekends, even if there is no need for compressed air during these times. The timer function on our compressors can easily fix this.

**Dual pressure band:** even if compressed air is needed during nights and weekends, often, the required pressure is lower during these times. Implementing a dual pressure band with lower settings during nights and weekends will save loads of energy.



### Designed for efficiency Oil-free tooth element

Oil free tooth technology remains very competitive among the dry compression technologies for this power range in terms of efficiency. They make ZT/ZR 15-55 the best choice in this power range of oil free compressors.

### IE4 Motors: Super Premium Efficiency

On our fixed speed machines, introduction of IE4 class motors will save extra energy, every hour the machine runs. With machines typically running 4000 to 8000 hours per year, again a major contributor to efficiency and energy savings.

### Multiple Machine Control

Any installation with 3 or more machines will benefit from a central controller. This can be our optional built in control algorithm EQ4i/ EQ6i, our advanced sequencer, Equalizer 4.0 or our advanced controller, Optimizer 4.0.

Each have their benefits for their typical target installations. But one thing they all have in common: they will control your installation in a more efficient way than the individual machines with individual settings can.




# ZT 55 VSD

---

ZT 55 VSD



ZT 55 VSD



## 1 Oil-free Tooth Element

Our oil free tooth elements have a supreme track record of proven reliability and durability. Combined with competitive efficiencies, they make the ZT/ZR range the best choice in this power range of oil free compressors.

## 2 Advance touch screen monitoring system

The next-generation Elektronikon® operating system offers a great variety of control and monitoring features that allow you to increase your compressor's efficiency and reliability thanks to the many embedded advanced control algorithms.

## 3 Mechanical Drive System

Our recently introduced super premium efficiency IE4 class motor, combined with a gear box design that has proven its extreme reliability, this ZT/ZR range is equipped with a highly efficient and reliable mechanical drive system.

## 4 Optimal control

On our VSD variants, we are using our in-house designed highly efficient NEOS frequency converters. Neos frequency converters are built into a cubicle that ensures stable operation up to 50°C/122°F. We combine the NEOS frequency converter with electric motors that have been specifically designed for VSD use, also on low motor speeds with attention for motor and compressor cooling. All Atlas Copco VSD compressors are tested and certified for Electro Magnetic Compliance. Compressor operation does not influence external sources and vice versa. Our VSD compressors can range between 30-100% of the maximum capacity (turndown 70%). Between minimum and maximum motor speed, the motor can run on every speed (there are no resonance frequencies that need to be avoided), so that stable net pressure and energy savings are ensured.

## 5 Cooling

ZT VSD compressors are provided with an air-cooled oil cooler, an intercooler and an aftercooler. An electric motor driven fan generates the cooling air. ZR compressors have a water-cooled oil cooler, an intercooler and an aftercooler. Newly introduced Tube and Shell type coolers ensure sturdy performance. The cooling system includes three parallel circuits:

## 6 Plug & play package

Our ZR/ZT are designed for easy installation and maintenance. No unnecessary interlinking of extra components, so no extra risks for downtime.

## 7 Compact design

Low footprint and easy installation.

## 8 Soundproof design

The ZR/ZT compressor comes with a sound insulated canopy. No separate compressor room is required. It allows for installation in most working environments.

## 9 Ease of maintenance

Components in the compressor are strategically placed for ease of access.

# smart AIR solutions

---

Only a complete compressed air system is an energy efficient and reliable solution that delivers the correct compressed air quality. That is why we call our solutions smart AIR solutions.





## 1 Central Controller

A key component in a smart AIR solution is a central controller. They will control a multiple compressor installation in a more efficient way than the individual machines can with their local settings. But they also provide you with connectivity solutions, whether it is to disclose the controls to any device in your LAN, add advanced local visualization features, connect to your SCADA system or to our unique connectivity solution SMARTLINK, which will give you unique insights and provide you with suggestions and solutions for improved uptime or energy efficiency. A central controller is like a conductor of an orchestra: it will take the best of the individual components of your installation and makes sure everything stays in tune, while providing extra transparency that would otherwise take major efforts to be gained.

## 2 Energy efficient and reliable compressors

All smart AIR solutions start with picking the correct components in the correct combination. Choosing energy efficient compressors, paying special attention to the mix of compressors will be a major contributor to a smart AIR solution. Our sound proof design contributes to a better working environment around the compressors. Our compressors have been designed with maintenance in mind, reducing the downtime of machines and improving availability of compressed air.

## 3 Variable Speed Drive (VSD) compressors

Compressed air demand of most applications varies widely. Adding one or multiple VSD compressors to the installation will greatly help to improve energy efficiency of the total installation, stability of compressed air pressure and reliability, thanks to more stable regime of each machine.

## 4 Ventilation

Compressors generate heat. Adequate evacuation of this heat will ensure favorable working conditions for compressors and dryers alike.

## 5 Air receiver

Even with a Variable Speed Drive compressor, having an appropriately sized buffer tank for compressed air will help smoothening the variation in demand and allow compressors to work in more stable operating conditions, thus helping both energy efficiency and reliability.

## 6 Compressed air dryers

The correct choice of dryer technology corresponding to the compressed air quality requirements is crucial to a reliable and energy efficient compressed air installation. The choice for integrated dryers – our full feature concept – will have additional benefits, reducing installation cost, time and complexity, having dryers controlled together with the compressors, reducing connecting pipes, hence the chance of leakages and extra pressure drops. And look at the major space saving full feature machines can bring. Smart AIR solutions have impact on every aspect of your compressed air installation.

## 7 Compressed air filters

Also the correct filter grade in correspondence with air quality requirements will be an important contributor in a smart AIR solution. This goes hand in hand with correct maintenance of the filters, as incorrectly maintained filters will jeopardize both the reliability of your installation as the energy efficiency.

## 8 Air Distribution Net

Most factories grow organically over time. With every extension, there is an increasing risk introduced in the air distribution net: undersized and heavily corroded pipes, restrictions, massive leakages. Whenever a compressed air system is audited, it is common to find massive opportunities there. Atlas Copco's unique AIRNET pipe system will deal with all of these: our sizing tools and assistance from our engineering team will help to size the distribution net correctly. And with a choice of aluminum, plastic and stainless steel components, there's no need to fear for corrosion over time. And there is no need to worry about leakages, as all couplings have proven leak tight over time. AIRNET comes with a guarantee of 10 years, that is how much we believe in our solution.

# Engineered Solutions

---

Customized equipment for your needs.





## Engineered solutions

Atlas Copco recognizes the need to combine our serially produced compressors and dryers with the specifications and standards applied by major companies for equipment purchases. Strategically located departments within the Atlas Copco Group take care of the design and manufacturing of customized equipment to operate at extreme temperatures, often in remote locations.

## Innovative technology & engineering

All equipment is covered by our manufacturer warranty. The reliability, longevity and performance of our equipment will not be compromised. A global aftermarket operation employing 3600 field service engineers in 160 countries ensures reliable maintenance by Atlas Copco as part of a local service operation.

Each project is unique and by entering into partnership with our customers, we can appreciate the challenge at hand, ask the relevant questions and design the best engineered solution for all your needs.





# Service

---

More than a compressor manufacturer.





## Total solutions provider

Whether you're looking to buy equipment or for installation of equipment, adaptation of installations, auditing your installation, delivery spare parts, performing maintenance, have your installation covered under any level of service plan or further optimize your installation, Atlas Copco is your one stop shop for all of it. Without the risk of ending up between two discussing suppliers about responsibility, without you having to worry about planning all the different activities. Atlas Copco can take care of it all, so that you can focus on your core business.

## Installation

With our Full Feature concept, you buy simplified installation: not only the compressor, but also dryer and many of the options can be built into one package. This not only saves you valuable floor space, it drastically simplifies installation, saving time and money for contractors to execute work for connecting different components mechanically and electrically.



## Total Responsibility Plan

What does it take to keep your equipment running in the most optimal conditions? As compressed air experts we know. All that knowledge, we have put into a comprehensive service plan called Total Responsibility. As the name suggests, Total Responsibility takes care of it all, from preventative maintenance, covering the risk of breakdowns and solving the problem if a breakdown occurs up to performing complete overhauls if and when needed.

## AIRScan

As an energy conscious buyer, you have bought the most energy efficient equipment in the market. But in time, how sure are you that your equipment is still running in the most optimal and energy efficient conditions? If that is the case, it is time to ask Atlas Copco to audit your installation.

Atlas Copco has a world-wide network of trained employees to do measurements, analyze the results and propose improvements. What sets Atlas Copco apart from most of their competitors, is that we have put our knowledge and experience as compressed air specialists in the development of a simulation software called AIRchitect.

Thanks to this software, the recommendations we make from an AIRScan audit are not just ball park figures, they are realistic simulations of how your installation will perform after improvement. These tangible savings you will get as energy savings, money saved, and CO2 emissions decreased.



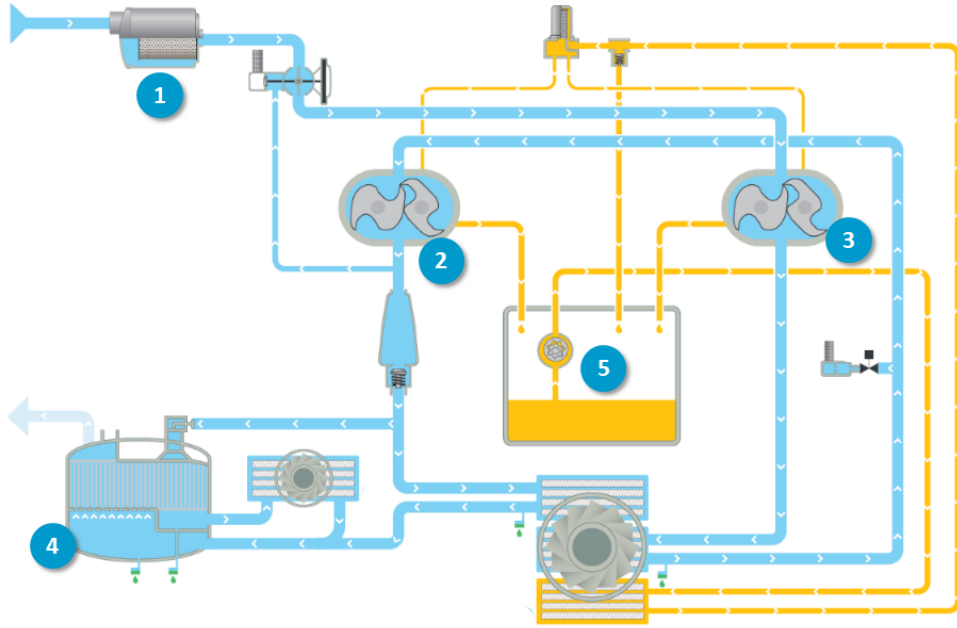
# Flowchart

---

The process flow, step by step.



ZT 15-55 (VSD) FF (iMD)



## 1 Inlet & filtration

The air is represented by the light blue flow. It is drawn into the compressor through the inlet filter where the air is cleaned. Then it passes through the throttle valve with integrated blow off valve that takes care of the load unload regulation. The air then continues to the compression stage.

## 2 First compression & cooling

In the first compression stage the air pressure is raised to an intermediate pressure after which the air is cooled down in the intercooler. After the intercooler the air passes through a moisture separation system before entering the high pressure stage.

## 3 Second compression & cooling

In the high pressure stage the pressure is brought to the final pressure. The air at the outlet of the high pressure stage goes via the pulsation damper with integrated check valve to the aftercooler where it is cooled down and moisture is separated and evacuated. The compressed air leaves the compressor through the outlet connection flange.

## 4 Integrated dryer

The cooled wet compressed air is now mixed with 40% of the cooled regeneration air and enters the dryer. The dry compressed air with guaranteed dew point is now ready for use in your application.

## 5 Oil flow

The yellow flow is the oil path within the compressor. The oil pump sucks oil from the oil sump and pumps it through the oil cooler and the high efficiency filter. This delivers cool clean oil to the bearings, the gears and the compressor's element jackets. It is important to note that in the complete process no oil comes in contact with the Air, hence ensures complete oil free air.

# Options

---

With the ZT/ZR, Atlas Copco provides an all-in-one standard package incorporating the latest technology in a built-to-last design. To further optimize your ZT/ZR's performance or to simply tailor it to your specific production environment, optional features are available.



## Options

Anchor pads	Integrated refrigerant dryer (ID)
ANSI flanges	Integrated MD dryer (iMD)
High ambient variant	Integrated dryer bypass
Water shut-off valve	Silicone-free rotor for MD
Main power isolator switch	Anti condensation heaters and thermistors
IT variant	SMARTLINK
5% input chokes	Test certificate

Please note the availability of the option depends on the chosen configuration.

# Technical data

## ZT 15-22 ZR ZT 30-45 (50 Hz)

Type	Free air delivery (1)			Installed motor power (2)		Noise level dB(A) (3)	Weight without dryer (4)		Weight with ID dryer (4)		Weight with iMD dryer (4)	
	l/s	m <sup>3</sup> /min	cfm	kW	hp		kg	lbs	kg	lbs	kg	lbs
Air-cooled												
ZT 15 - 7,5	40,1	2,4	84,9									
ZT 15 - 8,6	36,7	2,2	77,7	15	20	65	975	2150	1189	2621	1231	2714
ZT 15 - 10	31,1	1,9	66,0									
ZT 18 - 7,5	50,5	3,0	107,0									
ZT 18 - 8,6	47,7	2,9	101,1	18,5	25	67	995	2194	1209	2665	1280	2822
ZT 18 - 10	38,4	2,3	81,4									
ZT 22 - 7,5	61,1	3,7	129,5									
ZT 22 - 8,6	55,4	3,3	117,3	22	30	69	1001	2207	1215	2679	1286	2835
ZT 22 - 10	49,4	3,0	104,8									
ZT 30 - 7,5	78,8	4,7	167,0									
ZT 30 - 8,6	73,9	4,4	156,6	30	40	66	1200	2646	1300	2866	1390	3064
ZT 30 - 10	61,9	3,7	131,2								-	-
ZT 37 - 7,5	96,6	5,8	204,7									
ZT 37 - 8,6	92,3	5,5	195,7	37	50	68	1250	2756	1350	2976	1440	3175
ZT 37 - 10	79,4	4,8	168,2								-	-
ZT 45 - 7,5	114,3	6,9	242,2									
ZT 45 - 8,6	108,9	6,5	230,9	45	60	70	1290	2844	1390	3064	1495	3296
ZT 45 - 10	94,3	5,7	199,8								-	-
Water-cooled												
ZR 30 - 7,5	78,8	4,7	167,0	30	40	63	1150	2535	1300	2866	1390	3064
ZR 30 - 8,6	73,9	4,4	156,6									
ZR 37-7,5	96,6	5,8	204,7	37	50	65	1200	2646	1350	2976	1440	3175
ZR 37 - 8,6	92,3	5,5	195,6									
ZR 45 - 7,5	114,3	6,9	242,2	45	60	67	1220	2690	1390	3064	1495	3296
ZR 45 - 8,6	108,9	6,5	230,9									

## ZT 15-22 ZR ZT 30-45 (60 Hz)

Type	Free air delivery (1)			Installed motor power (2)		Noise level dB(A) (3)	Weight without dryer (4)		Weight with ID dryer (4)		Weight with iMD dryer (4)	
	l/s	m <sup>3</sup> /min	cfm	kW	hp		kg	lbs	kg	lbs	kg	lbs
Air-cooled												
ZT 15 - 7,5	39,8	2,39	84,23									
ZT 15 - 8,6	36,0	2,16	76,17	15	20	65	975	2150	1189	2621	1231	2714
ZT 15 - 10	31,8	1,91	67,30									
ZT 18 - 7,5	50,9	3,05	107,77									
ZT 18 - 8,6	46,7	2,80	98,93	18,5	25	67	995	2194	1209	2665	1280	2822
ZT 18 - 10	41,2	2,47	87,36									
ZT 22 - 7,5	60,9	3,65	129,02									
ZT 22 - 8,6	55,5	3,33	117,66	22	30	69	1001	2207	1215	2679	1286	2835
ZT 22 - 10	49,9	2,99	105,69									



ZT 30 – 7,5	59.4	3.6	126.0										
ZT 30 – 8,6	76.5	4.6	162.2	30	40	66	1200	2646	1300	2866	1390	3064	
ZT 30 – 10	61.6	3.7	130.5								-	-	
ZT 37 – 7,5	97.0	5.8	205.6										
ZT 37 – 8,6	92.9	5.6	196.9	37	50	68	1250	2756	1350	2976	1440	3175	
ZT 37 – 10	78.3	4.7	165.9								-	-	
ZT 45 – 7,5	113.8	6.8	241.1										
ZT 45 – 8,6	108.8	6.5	230.6	45	60	70	1290	2844	1390	3064	1495	3296	
ZT 45 – 10	94.5	5.7	200.2								-	-	
Water-cooled													
ZR 30 – 7,5	79,7	4,8	168,9	30	40	66	1200	2646	1300	2866	1390	3064	
ZR 30 – 8,6	76,5	4,6	162,2										
ZR 37 – 7,5	97,0	5,8	205,6	37	50	65			1350	2976	1440	3175	
ZR 37 – 8,6	92,9	5,6	196,6										
ZR 45 – 7,5	113,8	6,8	241,1	45	60	67	1220	2690	1390	3064	1495	3296	
ZR 45 – 8,6	108,8	6,5	230,6										

#### ZT 22 VSD, ZR/ZT 37-55 VSD

Type	Working pressure		Free air delivery (1) (FAD)			Installed motor power (2)		Noise level dB(A) (3)	Weigh without dryer (4)		Weight with ID dryer (4)		Weight with iMD dryer (4)	
		bar(e)	l/s	m <sup>3</sup> /min	cfm	kW	hp		kg	lbs	kg	lbs	kg	lbs
Air-cooled														
ZT 22 VSD – 10 bar(e)	Minimum	4	25-60,07	1,49-3,6	52,80-127,28	22	30	69	1130	2491	1259	2776	1341	2956
	Effective	7	24-58,84	1,4-3,5	50,04-124,67									
	Maximum	10	22-48,76	1,33-2,9	47-103,31									
ZT 37 VSD – 8,6 bar(e)	Minimum	4	42,4-102,3	2,5-6,1	8,9-216,8	37	50	68	1430	3153	1560	3439	1650	3638
	Effective	7	41,3-101,2		87,5-214,4									
	Maximum	8,6	41,2-95,1	2,5-5,7	87,3-201,5									
ZT 37 VSD – 10 bar(e)	Minimum	4	34,9-97,9	2,1-5,9	74,0-207,5	55	75	70	1485	3274	1615	3560	-	-
	Effective	7	34,0-97,6	2,0-5,9	72,0-206,8									
	Maximum	10	32,5-80,5	2,0-4,8	68,9-170,6									
ZT 55 VSD – 8,6 bar(e)	Minimum	4	42,4-143,7	2,5-8,6	89,8-304,5	55	75	70	1485	3274	1615	3560	1740	3836
	Effective	7	41,3-142,5	2,5-8,3	87,5-301,9									
	Maximum	8,6	41,4-138,8		87,1-294,1									
ZT 55 VSD – 10 bar(e)	Minimum	4	34,8-139,1	2,1-8,3	73,7-294,8	55	75	70	1485	3274	1615	3560	-	-
	Effective	7	33,9-138,8	2,0-8,3	71,8-294,1									
	Maximum	10	32,3-122,0	1,9-7,3	68,4-258,5									
Water-cooled														

ZR 37 VSD – 8,6 bar(e)	Minimum	4	42,0-102,3	2,5-6,1	89,0-216,8	37	50	65	1320	2910	1540	3395	1540	3395
	Effective	7	40,8-101,2	2,4-6,1	86,5-214,4									
	Maximum	8,6	40,7-94,9	2,4-5,7	86,2-201,1									
ZR 55 VSD – 8,6 bar(e)	Minimum	4	42,4-140,6	2,5-8,4	89,8-297,9	55	75	67	1360	2998	1490	3285	1595	3516
	Effective	7	41,3-139,4		87,5-295,4									
	Maximum	8,6	41,4-135,0	2,5-8,1	87,1-286,1									

## ZT 22 VSD, ZR/ZT 37-55 VSD

Type	Working pressure		Free air delivery (1) (FAD)			Installed motor power (2)		Noise level dB(A) (3)	Weigh without dryer (4)		Weight with ID dryer (4)		Weight with IMD dryer (4)	
		bar(e)	l/s	m <sup>3</sup> /min	cfm	kW	hp		kg	lbs	kg	lbs	kg	lbs
Air-cooled														
ZT 22 VSD – 10 bar(e)	Minimum	4	25-60,07	1,49-3,6	52,80-127,28	22	30	69	1130	2491	1259	2776	1341	2956
	Effective	7	24-58,84	1,4-3,5	50,04-124,67									
	Maximum	10	22-48,76	1,33-2,9	47-103,31									
ZT 37 VSD – 8,6 bar(e)	Minimum	4	42,4-102,3	2,5-6,1	89,0-216,8	37	50	68	1430	3153	1560	3439	1650	3638
	Effective	7	41,3-101,2		87,5-214,4									
	Maximum	8,6	41,2-95,1	2,5-5,7	87,3-201,5									
ZT 37 VSD – 10 bar(e)	Minimum	4	34,9-97,9	2,1-5,9	74,0-207,5									
	Effective	7	34,0-97,6	2,0-5,9	72,0-206,8									
	Maximum	10	32,5-80,5	2,0-4,8	68,9-170,6									
ZT 55 VSD – 8,6 bar(e)	Minimum	4	42,4-143,7	2,5-8,6	89,8-304,5	55	75	70	1485	3274	1615	3560	1740	3836
	Effective	7	41,3-142,5	2,5-8,3	87,5-301,9									
	Maximum	8,6	41,4-138,8		87,1-294,1									
ZT 55 VSD – 10 bar(e)	Minimum	4	34,8-139,1	2,1-8,3	73,7-294,8									
	Effective	7	33,9-138,8	2,0-8,3	71,8-294,1									
	Maximum	10	32,3-122,0	1,9-7,3	68,4-258,5									
Water-cooled														
ZR 37 VSD – 8,6 bar(e)	Minimum	4	42,0-102,3	2,5-6,1	89,0-216,8	37	50	65	1320	2910	1540	3395	1540	3395
	Effective	7	40,8-101,2	2,4-6,1	86,5-214,4									
	Maximum	8,6	40,7-94,9	2,4-5,7	86,2-201,1									
ZR 55 VSD – 8,6 bar(e)	Minimum	4	42,4-140,6	2,5-8,4	89,8-297,9	55	75	67	1360	2998	1490	3285	1595	3516
	Effective	7	41,3-139,4		87,5-295,4									
	Maximum	8,6	41,4-135,0	2,5-8,1	87,1-286,1									

## Dimensions

Type	Dimensions						Full Feature					
	Length		Width		Height		Length		Width		Height	
	mm	inch	mm	inch	mm	inch	mm	inch	mm	inch	mm	inch
ZT 15-22	1760	69,3	1026	40,4	1621	63,8	1760	69,3	1026	40,4	1621	63,8
ZR/ZT 30-45	2005	78,9			1880	74,0	2005	78,9			1880	74,0
ZT 22 VSD	2195	86,4			1621	63,8	2195	86,4			1621	63,8
ZR/ZT 37-55 VSD	2440	96,1			1880	74,0	2440	96,1			1880	74,0

## Dimensions

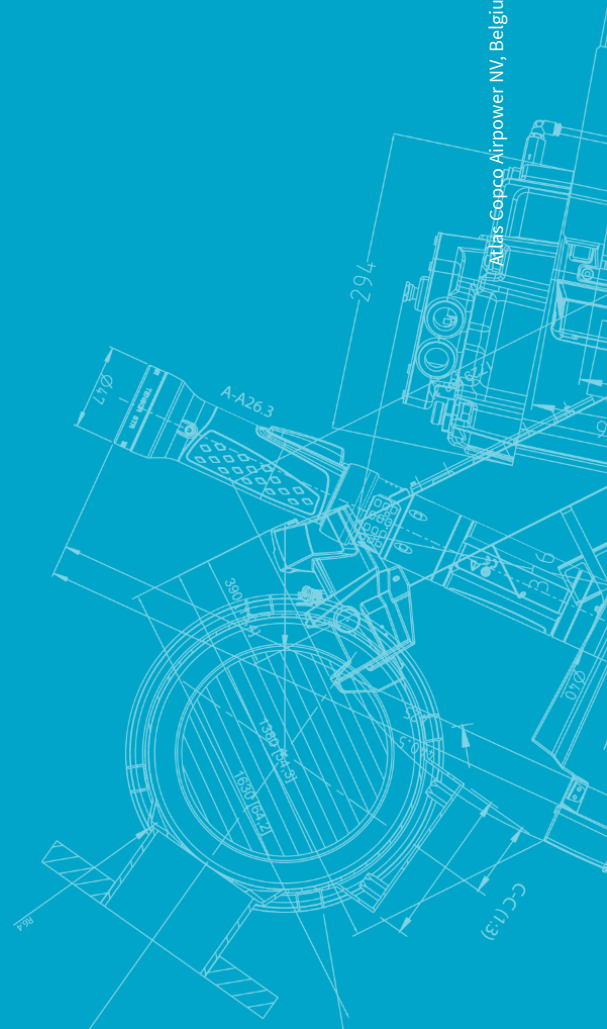
Type	Dimensions						Full Feature					
	Length		Width		Height		Length		Width		Height	
	mm	inch	mm	inch	mm	inch	mm	inch	mm	inch	mm	inch
ZT 15-22	1760	69,3	1026	40,4	1621	63,8	1760	69,3	1026	40,4	1621	63,8
ZR/ZT 30-45	2005	78,9			1880	74,0	2005	78,9			1880	74,0
ZT 22 VSD	2195	86,4			1621	63,8	2195	86,4			1621	63,8
ZR/ZT 37-55 VSD	2440	96,1			1880	74,0	2440	96,1			1880	74,0

Data may vary for other operating modes, versions and conditions. Consult Atlas Copco for details.

Data and specifications are subject to change without prior notice.



Atlas Copco AB  
(publ) SE-105 23 Stockholm, Sweden  
Phone: +46 8 743 80 00  
Reg. no: 556014-2720



Atlas Copco Airpower NV, Belgium. All rights reserved. Designs and specifications are subject to change without notice or obligation. Read all safety instructions in the manual before usage.