

# PORTABLE ENERGY SOLUTIONS

## AIR COMPRESSORS

### READY TO GO

- 110-185 cfm
- 58-125 psi



### VERSATILITY

- 400-850 cfm
- 58-200 psi



### PRODUCTIVITY PARTNER

- 950-1,800 cfm
- 100-508 psi



Diesel and electric options available.

## GENERATORS

### PORTABLE

- 1,6-13,9 kVA



### MOBILE

- 25-1,200\* kVA



\*Multiple configurations available to produce power for any size application.

## DEWATERING PUMPS

### ELECTRIC SUBMERSIBLE

- up to 6,100 US gpm



### CENTRIFUGAL DIESEL DRIVEN

- up to 3,655 US gpm



### SMALL PORTABLE

- up to 660 US gpm



## LIGHT TOWERS

### METAL HALIDE



### LED



Portfolio and options available can change depending on the market.

# ONE PORTFOLIO. ENDLESS POSSIBILITIES...

Forward-Thinking Solutions from Atlas Copco Portable Energy.

*Sustainable Productivity*

*Atlas Copco*

## COMMITTED TO SUSTAINABLE PRODUCTIVITY

Atlas Copco's Portable Energy division has a forward-thinking philosophy. For us, creating customer value is all about anticipating and exceeding your future needs – while never compromising our environmental principles. Looking ahead and staying ahead is the only way we can ensure we are your long term partner.

*Atlas Copco*

[www.atlascopco.com](http://www.atlascopco.com)

2956 1123 00 © 2017 Atlas Copco Portable Energy All rights reserved.  
© Atlas Copco is a registered trademark of Atlas Copco AB.

# WELCOME TO PORTABLE ENERGY

Our portable compressors, generators, pumps and light towers business is called Portable Energy. It's a simple descriptive name that demonstrates what we do and what we stand for. At Portable Energy, we are the people you can turn to when solutions need to come easily and directly to your place of work.

As a division, we have a clear strategy. The first focus is on providing efficient products. We strive to develop products that are better for you and better for the environment. Secondly, the products should be easy to take to your point of work. Therefore we put a huge amount of focus on making products that are smaller and lighter, with features that make them easy to move.

We have a structured approach when it comes to innovation. We are focused on anticipating and exceeding your future needs: from product design, energy requirements and all aspects of service. We are proud to offer you premium products that deliver exceptional value.

From a sales and service point of view, one point of contact and common processes for all products, service and associated support is designed to shorten response times and enhance your experience. Let's start a conversation!

*Peter Lauwers*

**Peter Lauwers**  
President, Atlas Copco Portable Energy

*Scott*






**Scott Carnell**  
General Manager, Construction Equipment USA

*Atlas Copco*

[www.atlascopco.com](http://www.atlascopco.com)



## CREATING CUSTOMER VALUE

				
<b>You.</b> Not us	<b>Engineered.</b> Not assembled	<b>Solutions.</b> Not compromise	<b>Efficient.</b> Not wasteful	<b>Uptime.</b> Not downtime
We are focussed on our customers' needs first. Products carry our name but your expectations.	We have global research and development capabilities. We make industry leading investments in innovation.	We understand that all customers' needs are different. We always offer the best solutions. Options and customization are part of our offering.	We focus on improving your working environment and minimizing the impact on the planet.	We work to your schedule. We are there when you need us. You never just invest in a product.
				<b>Leader.</b> Not follower
				We will bring you new and innovative products and services. Looking ahead and staying ahead is the only way we can ensure we are your long term partner.



**FORWARD THINKING** →



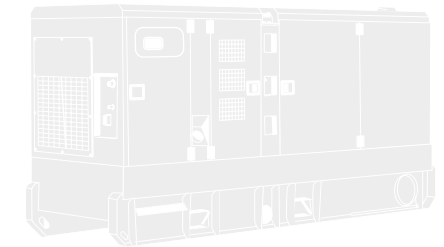
## PRODUCT PORTFOLIO

### POWER

Our generator range offers a wide range of solutions. We understand the need for constant, guaranteed power is critical. You can be assured that our generators provide predictability and peace of mind, empowering your work with an uninterrupted power supply.

### WATER

Our pump range provides solutions for dewatering applications. The safe removal and disposal of water from a site is essential to maintain site safety and productivity. Performance under pressure and in the most challenging conditions is where this range performs to its maximum.



### LIGHT

Our light tower range is focused on safety and efficiency. The range includes models featuring the most innovative LED technology. We have developed an industry leading range of light towers that will suit any application, any budget, and importantly, always maximize site safety.

### AIR

Our air compressor range incorporates the latest advances in air element design and smart engineering. You can be assured of the widest portfolio, with market-leading design and innovation. We focus on compact size and weight, coupled with superior levels of efficiency.

