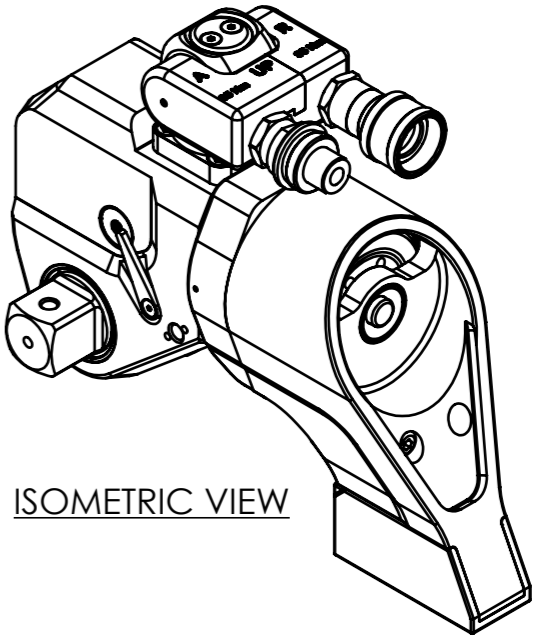
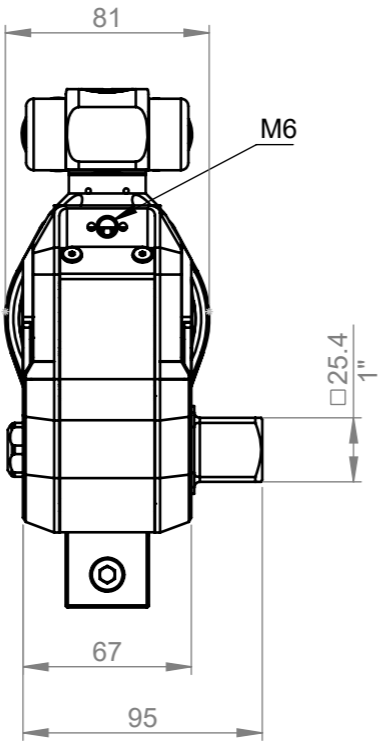
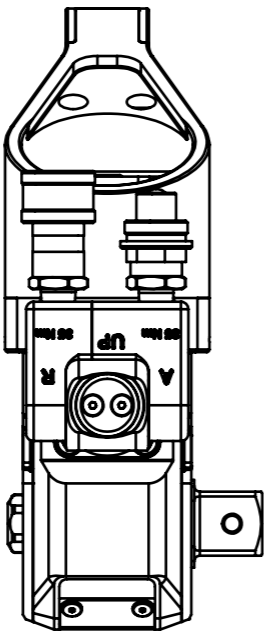


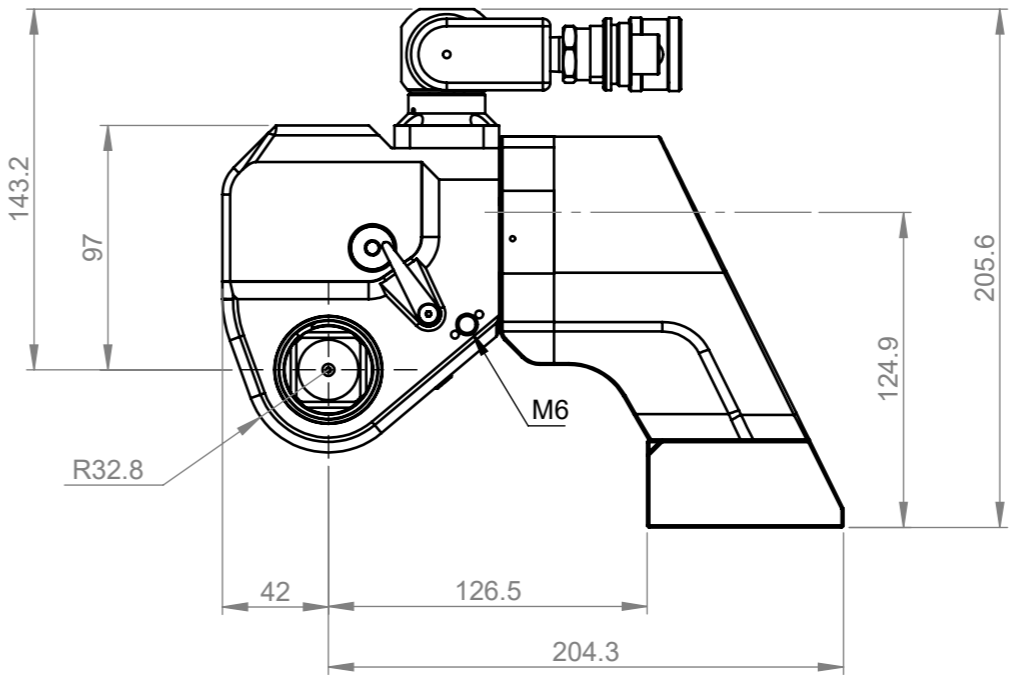
NOTES:

WORKING PRESSURE: 1500-10000 psi / 104-690 Bar  
TORQUE OUTPUT: 485-3230 lbft / 658-4379 Nm

ORDER NUMBER: 8434240994  
WEIGHT: 5.64 kg

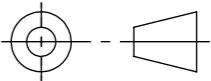


ISOMETRIC VIEW



1st Rel	05/09/2023	A	SQ
DMR	DATE	REV	CHECKED BY
THIS DRAWING IS CONFIDENTIAL, IT IS THE SOLE AND EXCLUSIVE PROPERTY OF ATLAS COPCO AND IS SUBJECT TO RETURN UPON REQUEST. IT MAY NOT BE COPIED, DUPLICATED, DISCLOSED, TRANSMITTED OR COMMUNICATED TO A THIRD PARTY IN ANY MANNER, IN WHOLE OR ANY PART THEREOF, WITHOUT THE PRIOR WRITTEN CONSENT OF THE OWNER; NOR MAY IT BE USED FOR ANY PURPOSES OTHER THAN IN RELATION TO THE SINGLE CIRCUMSTANCE IN CONNECTION WITH WHICH IT HAS BEEN SUPPLIED. FOR COPYRIGHT PURPOSES THIS IS DEEMED TO APPLY EQUALLY TO THE DOCUMENT AND TO ANY DESIGNS, CALCULATIONS, RESULTS OR OTHER CONCEPTUAL MATTER DEPICTED THEREIN			
© Atlas Copco. All rights reserved			

UNLESS OTHERWISE STATED:  
ALL DIMENSIONS IN MILLIMETERS  
ALL UNSTATED CHAMFERS 1 x 45°  
SURFACE FINISH 1.6 µM  
REMOVE SHARP EDGES  
IF IN DOUBT ASK



SCALE  
1:3

DO NOT SCALE DRAWING

A3

VERSION  
12

WEIGHT (kg)

See Notes

DRAWN BY

TOB

DATE

13/03/2023



DRAWING TITLE  
TF03 Toolfit [Twin]

DRAWING No. TFS.00030.1.016 A

SAP No. See Notes